

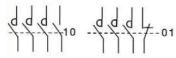
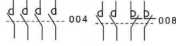














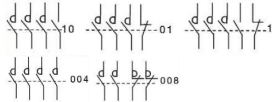



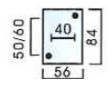
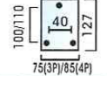
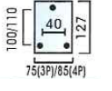
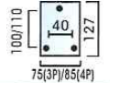
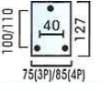
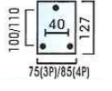
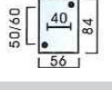
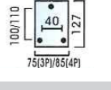
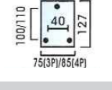
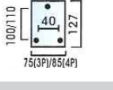
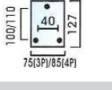

Important Safety Notice

It is the responsibility of the person installing the electrical equipment to ensure that the installation meets the requirements of the IET wiring regulations and is therefore 'fit for purpose'. Factors such as correct selection of components, cable sizing, protective devices and Earth bonding are all critical and should be checked prior to full testing and power-up. Any other regulations applicable to the equipment being installed such as the Machinery Directive and current health and safety legislation must also be adhered to. All connections (including factory made) must be checked for the correct tightness prior to commissioning of the electrical installation. All connections should be checked periodically to ensure correct tightness.



DO NOT USE POWER TOOLS ON THESE PRODUCTS

Code	AC	TC1-D09	TC1-D12	TC1-D18	TC1-D22	TC1-D25
	DC	TP1-D09	TP1-D12	TP1-D18	TP1-D22	TP1-D25
		10 01 004	10 01 004	10 01 004	10 01 -	10 01 004
		008	008	-	-	008
Maximum Rated Operational Voltage		690V	690V	690V	690V	690V
Maximum rated current for motor control (3 phase 440V, 50-60Hz, for AC3 Duty)		9A	12A	18A	22A	25A
Maximum standard power rating for motor control as AC3 Duty 0555C, 415V		Kw / hp	Kw / hp	Kw / hp	Kw / hp	Kw / hp
		4 / 5.5	5.5 / 7.5	9 / 12.5	11 / 15	11 / 15
EN 60947-4-1						
3 phase AC3  230V HP		2	3	5	-	7.5
	 460/480V HP	5	7.5	10	-	15
	575/600V HP	7.5	10	15	-	20
Mounting position (w.r.t normal vertical mounting plane)*		± 30°	± 30°	± 30°	± 30°	± 30°
Maximum thermal current I _{th} (0 ≤ 40°C)		25A	25A	32A	32A	40A
Maximum Operating Rate (operations / hr)	AC	3600	3600	3600	3600	3600
	DC	3600	3600	3600	3600	3600
Average Coil Consumption (inrush / sealed)	50 Hz	60 / 7 VA	60 / 7 VA	60 / 7 VA	90 / 7.5 VA	90 / 7.5 VA
	60 Hz	60 / 7.5 VA	60 / 7.5 VA	60 / 7.5 VA	60 / 7.5 VA	90 / 8.5 VA
	50/60 Hz	70 / 8 VA	70 / 8 VA	70 / 8 VA	70 / 8 VA	100 / 8.5 VA
	DC	9 / 9W	9 / 9W	9 / 9W	9 / 9W	11 / 11W
Heat dissipation at	AC	2 to 3W	2 to 3W	2 to 3W	2 to 3W	2.5 to 3.5W
	DC	9W	9W	9W	9W	11W
Mechanical Life (in millions of operations)	TC1 50 or 60 Hz	20	20	20	20	16
	TP1 50 / 60 Hz	15	15	15	15	12
		30	30	30	30	25
Power contact terminal capacity mm ²		4	4	6	6	10
Recommended Tightening Torque		1.2Nm	1.2Nm	1.7Nm	1.7Nm	1.85Nm
Over-all dimensions in mm	AC					
Projection (TCA2-D/TC1-D)		80mm	80mm	85mm	85mm	93mm
Over-all dimensions in mm	DC					
Projection (TCA3-D/TP1-D)		115mm	115mm	120mm	120mm	130mm
Weight (TC1-D/TP1-D)	kg	0.32 / 0.58	0.32 / 0.60	0.35 / 0.85	0.35 / 0.85	0.505 / 0.88

Code	AC	TC1-D32	TC1-D40	TC1-D50	TC1-D65	TC1-D80	TC1-D95	
	DC	TP1-D32	TP1-D40	TP1-D50	TP1-D65	TP1-D80		
		10 01	- 11	- 11	- 11	- 11	- 11	
		- -	004 008	- -	004 008	004 008	- -	
Maximum Rated Operational Voltage		690V	690V	690V	690V	690V	690V	
Maximum rated current for motor control (3 phase 440V, 50-60Hz, for AC3 Duty)		32A	40A	50A	65A	80A	95A	
Maximum standard power rating for motor control as AC3 Duty 0555C, 415V		Kw / hp	Kw / hp	Kw / hp	Kw / hp	Kw / hp	Kw / hp	
		15 / 20	22 / 30	25 / 35	37 / 50	45 / 60	45 / 60	
EN 60947-4-1								
3 phase AC3	 230V	HP	10	10	15	20	25	25
	 460/480V	HP	20	30	40	50	60	60
	 575/600V	HP	25	30	40	50	60	60
Mounting position (w.r.t normal vertical mounting plane)*		± 30°	± 30°	± 30°	± 30°	± 30°	± 30°	
Maximum thermal current I _{th} (0 ≤ 40°C)		50A	60A	80A	80A	125A	125A	
Maximum Operating Rate (operations / hr)	AC	3600	3600	3600	3600	3600		
	DC	3600	3600	3600	3600	-		
Average Coil Consumption (inrush / sealed)	50 Hz	90 / 7.5 VA	200 / 20 VA	200 / 20 VA	200 / 20 VA	200 / 20 VA	200 / 20 VA	
	60 Hz	90 / 8.5 VA	200 / 22	200 / 22	200 / 22	200 / 22	200 / 22	
	50/60 Hz	100 / 8.5 VA	245 / 26 VA	245 / 26 VA	245 / 26 VA	245 / 26 VA	245 / 26 VA	
	DC	11 / 11W	22 / 22W	22 / 22W	22 / 22W	-	-	
Heat dissipation at	AC	2.5 to 3.5W	6 to 10W	6 to 10W	6 to 10W	6 to 10W	6 to 10W	
	DC	11W	22W	22W	22W	22W	-	
Mechanical Life (in millions of operations)	TC1	50 or 60 Hz	16	16	16	16	10	10
		50 / 60 Hz	12	6	6	6	4	4
	TP1		25	20	20	20	20	-
Power contact terminal capacity mm ²		10	25	25	25	50	50	
Recommended Tightening Torque		2.5Nm	5Nm	5Nm	5Nm	9Nm	9Nm	
Over-all dimensions in mm	AC							
Projection (TCA2-D/TC1-D)		98mm	114mm	114mm	114mm	125mm	125mm	
Over-all dimensions in mm	DC							
Projection (TCA3-D/TP1-D)		135mm	171mm	171mm	171mm	181mm		
Weight (TC1-D/TP1-D)	kg	0.525 / 0.88	1.15/2.1	1.15/2.12	1.15/2.16	1.15/2.22	1.5 (TC1-D)	

AC Coils

Part Number	Contactors Amperage	Voltage
TX1D2*7	9 - 18A	24, 110, 230, 415 VAC *
TX1D4*7	25 - 32A	
TX1D6*7	40 - 95A	

* B7 = 24VAC, F7 = 110VAC, P7 = 230VAC, N7 = 415VAC
Other voltages available on request

DC Coils

Part Number	Contactors Amperage	Voltage
TX4D2*D	TP1	9-18A
TX4D4*D	TP1	25-32A
LX4D40*D	TP1	40-65A
LX4D80*D	TP1	80A

** JD = 12VDC, BD = 24VDC
Other voltages available on request